

PROGRAM DESCRIPTION

Lexia® PowerUp Literacy® accelerates literacy gains for students in grades 6–12, whether they are several grade levels behind or show some risk of not meeting College- and Career-Ready Standards. Proven to be up to 5x as effective as the average middle school intervention, PowerUp enables students to make multiple years of growth in a single academic year. PowerUp respects the maturity of the adolescent learner with high-interest authentic texts and motivational elements. Without stopping for a test, educators—regardless of their area of expertise—can assess students’ skill level and deliver the right instruction.

KEY FINDINGS

Lexia supported diverse learning needs and dynamic implementations during the 2022–2023 school year, and **students of all levels made literacy gains while using PowerUp.**

- ▶ **Program Usage:** Overall, **25,000 students in grades 6–12 used PowerUp during the 2022–23 school year** across Canada. Lexia® PowerUp Literacy® accelerates literacy gains for students who are at risk of not meeting College- and Career-Ready Standards. On their way to achieving these gains, students used PowerUp for a **total of 179K hours** during the 2022–23 school year.
- ▶ **Skills Growth:** In total, students completed nearly **415K activities** in PowerUp this year -- each supporting the instruction of several specific literacy skills. Students who used the online component of PowerUp with fidelity during the 2022–23 school year **completed on average 71 activities** across the three strands of instruction.
- ▶ **Student Progress:** Students who used the online portion of PowerUp with fidelity made substantial advances towards grade-level content. **52% of these students covered three grade-levels of skills in just one year**, meaning they moved up one PowerUp Zone or more in all three instructional strands of the program (Word Study, Grammar, and Reading Comprehension). By the end of the school year, the percentage of students working in K–2 skills **dropped below 5%** in each strand of material.

Canada

DESCRIPTION OF REPORTING SAMPLE

Between August 1, 2022 and May 28, 2023, PowerUp was used by **24,796 students** in grades 6-12 across **1,994 schools** in Canada.

UNDERSTANDING PLACEMENT

When students first use PowerUp, an embedded automated assessment feature places them into an appropriate starting level within each strand and determines their weekly usage target for each strand.

PROGRAM USAGE FOR ALL PowerUp STUDENTS

PowerUp accelerates literacy gains for students who are at risk of not meeting college- and career-ready standards. During the 2022-23 school year, **students used PowerUp for an average of 28 minutes per week across all strands**, but total and weekly minutes in the program were higher for students who used PowerUp for a greater proportion of the school year (see Table 1).

Table 1. Student Usage Details by Implementation Length

Weeks of Use	# of Students	Avg. Total Strand Minutes	Avg. Weekly Mins Across All Strands
<5 weeks	7,027	37	14
5-9 weeks	5,344	196	28
10-14 weeks	3,881	391	33
15-19 weeks	2,594	588	35
20+ weeks	5,950	1,070	40

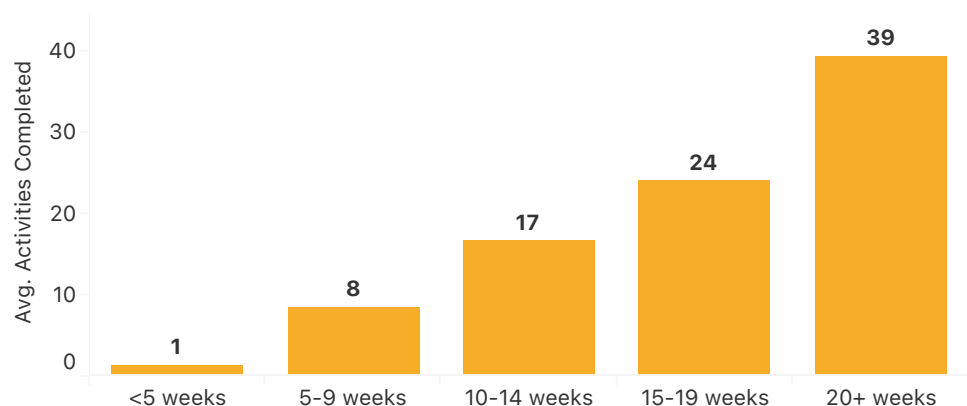
SKILL GROWTH FOR ALL STUDENTS

UNDERSTANDING ACTIVITIES

Each level of PowerUp is composed of several activities. Activities typically cover multiple skills. For example, in each level of the Grammar strand, students work through four activities: Parts of Speech, Parts of Sentences, Capitalization/Punctuation, and Text Structure.

Activities within each level of PowerUp support the instruction of several specific literacy skills. **On average, students completed 17 activities** across the 2022-23 school year. Students who used the program over the course of more weeks tended to complete more activities, and therefore master more skills. In shorter implementations of 10-14 weeks, students typically completed around 17 activities. **Students who used the program for the recommended 20+ weeks completed on average 39 activities** across the three strands of instruction (see Figure 1).

Figure 1. PowerUp Activities Completed by Implementation Length



* Note that schools are user-defined, and may not directly correspond to physical schools.

ONLINE PROGRAM FIDELITY

UNDERSTANDING STRANDS

Students work online in three different instructional strands based on the Simple View of Reading (Gough & Tunmer, 1986): **Word Study, Grammar**, and **Comprehension**. Proficiency in each of the three strands is necessary to achieve independence in reading and understanding complex, authentic texts.

In full-year PowerUp implementations, it is recommended that students use PowerUp across a majority of weeks of the school year and meet their weekly usage targets for each instructional strand. These weekly usage targets vary from 25 to 45 minutes per strand, and update based on a student's zone and progress in each strand. Students are considered to have used the online portion of PowerUp with fidelity if they used the program for at least 20 weeks, met their usage targets 50% or more of those weeks, and started using the program before the end of 2022.

During the 2022-23 school year, 515 students met the minimum requirement for usage fidelity. By the end of the year, **these students mastered an average of 71 skills in PowerUp.**

USAGE ACROSS STRANDS

In PowerUp, students have the agency to choose whether to work in Word Study, Grammar, or Comprehension. On average, students who used with fidelity used PowerUp for **approximately 77 minutes per week**, and spent the most weekly time in the Comprehension strand.

UNDERSTANDING ZONES

Each strand is broken up into three zones. The **Foundational (K-2)** and **Intermediate (3-5)** zones provide the practice that builds automaticity of essential literary skills. The content and instruction of the **Advanced (6-8+)** zone represent what on-grade-level, proficient adolescent readers should know and be able to do.

Figure 2. Average Time Spent by Strand
for Students Who Met Minimum Fidelity in PowerUp



PROGRESS THROUGH SKILL ZONES

Students work through three zones of content in each strand, with each zone encompassing approximately 3 grade levels of skills. Moving up a zone and ultimately reaching the Advanced zone (6th-8th+ grade skills) are indicators of substantial student progress in the program. Among students who met minimum fidelity in PowerUp:

- ▶ **86%** moved up at least **two** total zones
- ▶ **52%** moved up at least **one** zone in **each** of the three strands

PROGRESS WITHIN STRANDS

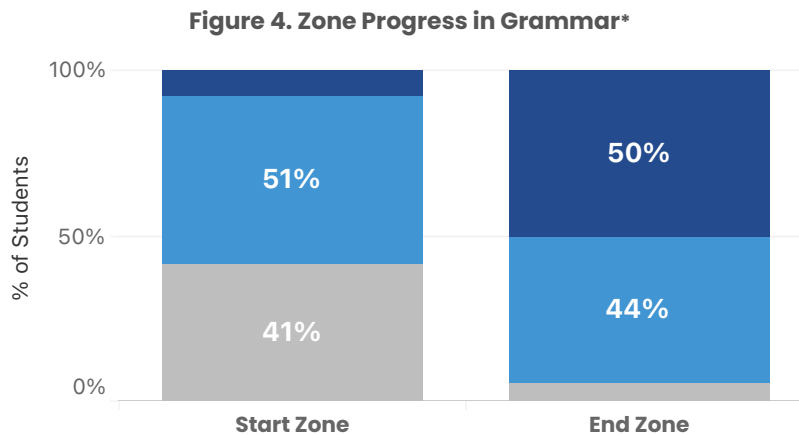
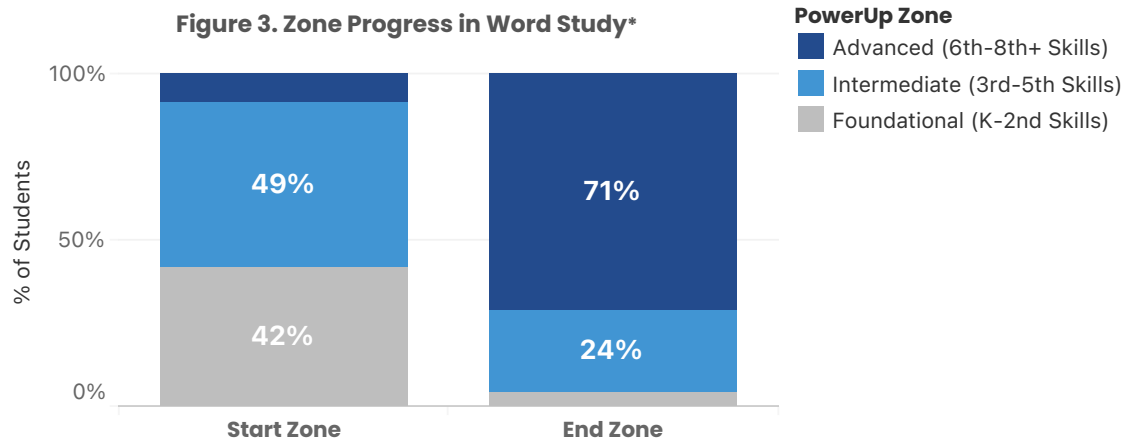
Students who used PowerUp with fidelity made substantial progress in each strand. Most students completed sufficient content in the program to move up to higher zones. By the end of the year, **the percent of these students working in the Foundational zone dropped below 5% in all three strands.**

PROGRESS EXAMPLES

At the end of the year, students in the Advanced zone of Word Study were studying Greek and Latin word roots.

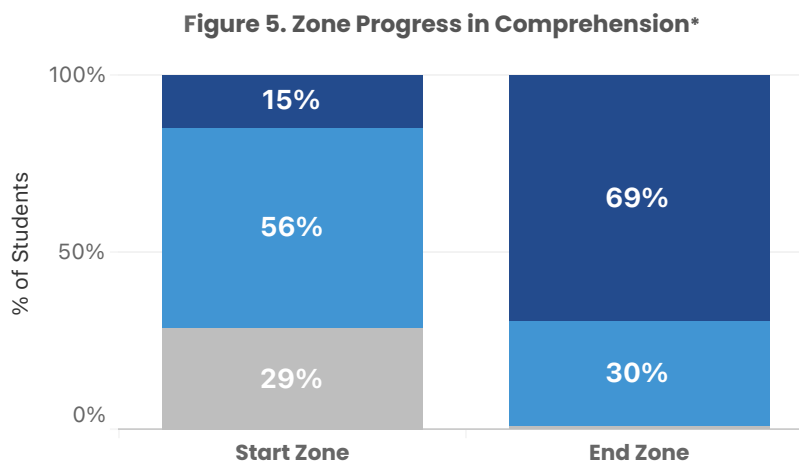
Students in the Advanced zone of Grammar at the end of the year were studying compound-complex sentences.

Students in the Advanced zone of Comprehension at the end of the year were reading complex texts in the 925L-1185L Lexile level range.



HIGHLIGHT

In one study, struggling readers who finished the year working in or above Advanced content were **3x more likely to be proficient on their end-of-year reading assessment.**** Across the 22-23 school year, the percentage of these students working on Advanced skills in all strands **grew from 1% to 38%.**



*Percentages may not sum to 100% due to rounding.

**Efficacy results from a 2019 validity report by Lexia Research correlating PowerUp and FAST aReading scores.